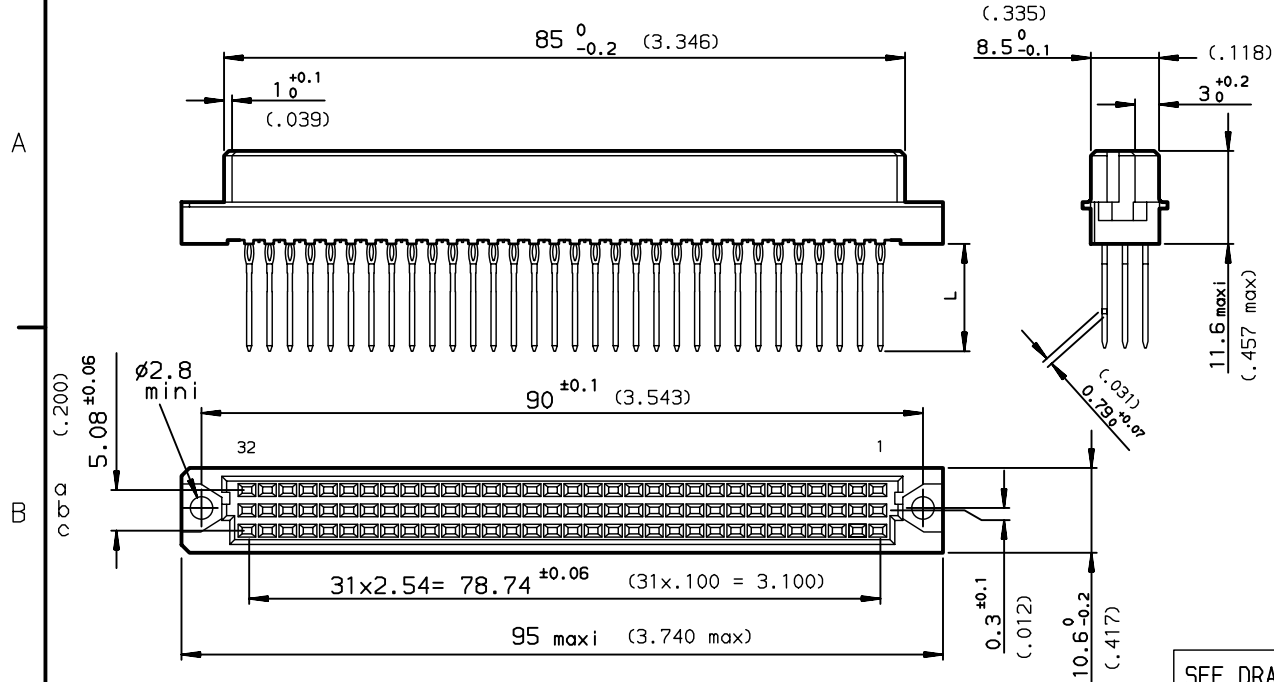
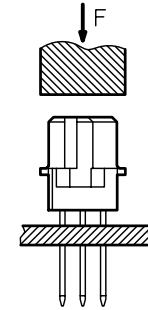


DIMENSIONS mm (inches)



METHOD OF INSERTION
ON THE PCB = FLAT ROCK



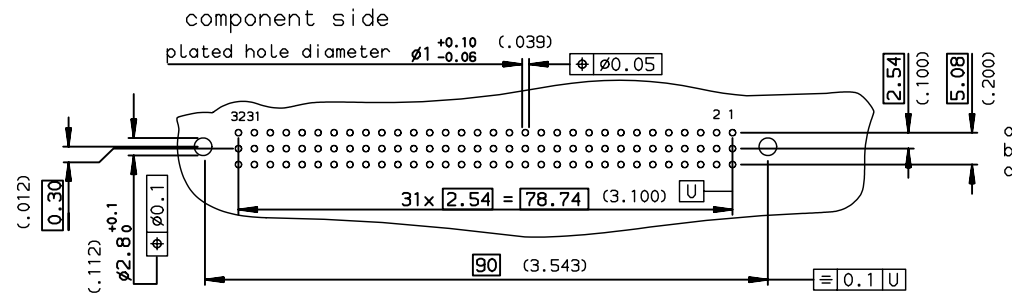
SEE DRAWING C-8609-0000C

GENERAL CHARACTERISTICS AND ROHS INFORMATIONS:

European Views

PART NUMBER	8609			81		7	9	5	
PIN OUT									
rows a-b-c				3					96
rows a-c				4					64
NUMBER OF CONTACTS									
TERMINATION									
L = 13.10 ±0.20 (.515)				1 wrap					91
L = 17.10 ±0.20 (.673)				2 wrap					92
L = 3.00 ±0.20 (.118)				-short post					94
PERFORMANCE CLASS									
DIN 41612 class 1									9
TERMINATION TYPE									
TIN LEAD									000E3
LEAD FREE									E3LF

PCB DRILLING



rev	ecn no	dr	date
F	-	ROU	1999/11/18
G	LS05-004	JTA	2005/02/28
H	LS06-0095	LGO	2006/06/17
J	LS06-0171	HLG	2006/10/26
K	LS07-0051	HLG	2007/02/21
-	-	-	-
-	-	-	-

www.fciconnect.com		surface ISO 1302 <input checked="" type="checkbox"/>	tolerance std ISO 406 ISO 1101	projection 	mm
TOLERANCES UNLESS OTHERWISE SPECIFIED					
Dr	ROUILLARD	1994/10/27	ANGULAR	0.X ±0.1	size A3
Eng	TARON	1994/10/27	LINEAR	0.XX ±0.1	Scale 1.5
Chr	LEGARE	1994/10/27	0.XX' ±2'	0.XXX ±0.1	ECN LS07-0051
Appr	LEGARE	1994/10/27	Product family	DIN 8609	Spec ref -
		title STRAIGHT FEMALE - STYLE C		dwg no C-8609-0435	Rev. K
catalog no		PRESS FIT for NOKIA		CUSTOMER	sheet 1 of 1

Copyright FCI.